

Head & Neck Optical
Diagnostics Society

UCLH Educational Centre London

Final Programme



Welcome to "Head & Neck Optical Diagnostics Society".

The main aim of the society is to encourage the collaboration between clinicians and scientists for the benefits of patients. We have focused on the head and neck because of the particular challenges posed by disease at this site. While many of the techniques we use are applicable to other anatomical sites, we feel that the head and neck merits special attention rather than just being subsumed into larger more general forums. That is not to say we will work in isolation but rather we will interact with other specialist organisations where appropriate.

We are mindful of the large number of meetings, societies and journals, but feel that the head and neck is something of a Cinderella speciality, with little diagnostic or therapeutic innovation and that now is the time to take advantage of the many technological advances that will have a major impact on the way we diagnose and manage head and neck diseases.


Finally, we aim to encourage international collaboration. The Society will provide a forum for exchange of ideas and experience and also help develop networks that will be able to attract major funding from grant giving bodies.

A handwritten signature in dark ink, appearing to be 'C. Hopper', written in a cursive style.

Colin Hopper MD FDS FRCS


Chairman

Programme
1st Scientific Meeting
London, UK - 14th March, 2009




9:00-9:20	Registration
9:20-9:30	Chairman's Lecture Head & Neck Optical Diagnostics Society (HNODS)
9:30-9:50	Ann Sandison (Imperial College) Introductory lecture: "The surgical resection margin"
9:50-10:30	Session 1: Elastic Scattering Spectroscopy - Chair: Brian W Pogue
9:50-10:15	Irving Bigio (Boston University) "Elastic light scattering spectroscopy for the detection of pre-cancer: an overview"
10:15-10:30	Colin Hopper (University College London) "The clinical application of elastic scattering spectroscopy in the head and neck"
10:30-10:40	Coffee break + poster presentations
10:40-11:20	Session 2: Fluorescence Spectroscopy - Chair: Adel K El-Naggar
10:40-11:00	Herbert Stepp (University Clinic Munich) "Fluorescence spectroscopy and fluorescence imaging for tissue diagnostics - principles and methods"
11:00-11:20	Christian S Betz (Ludwig Maximilian University) "Diagnosis of head & neck malignancy using fluorescence spectroscopy and imaging"
11:20-11:30	Coffee break + poster presentations
11:30-12:10	Session 3: Optical Coherence Tomography - Chair: HJCM Sterenberg
11:30-11:50	Zhongping Chen (University of California Irvine) "Optical coherence tomography: challenge and opportunity"
11:50-12:10	Brian JF Wong (University of California Irvine) "The clinical application of optical coherence tomography in the head and neck"
12:10-12:20	Coffee break + poster presentations
12:20-1:00	Session 4: Differential Path-length Spectroscopy and Raman Spectroscopy - Chair: Ann Gillenwater
12:20-12:40	HJCM Sterenberg (Erasmus Medical Center) "Differential pathlength spectroscopy for diagnosis of head and neck cancer"
12:40-1:00	Max JH Witjes (University Medical Center Groningen) "Raman spectroscopy in clinical diagnosis of head & neck pathology"
1:00-2:00	Lunch

Programme
1st Scientific Meeting
London, UK - 14th March, 2009




- 2:00-3:00 Session 5: Histopathology, Ploidy and Translational Imaging - Chair: Ann Sandison
- 2:00-2:20 Adel K El-Naggar (UT MD Anderson Cancer Center)
"Role of histopathologic and phenotypic assessment in the development and validation of optical diagnostic devices for head and neck mucosal lesions"
- 2:20-2:40 Marco Novelli (University College London)
"Ploidy analysis post Sudbø - where are we now?"
- 2:40-3:00 Ann Gillenwater (UT MD Anderson Cancer Center)
"Optical technologies for detection and diagnosis of oral neoplasia"
- 3:00-3:10 Coffee break + poster presentations
- 3:10-4:10 Session 6: Research papers presentation - Chair: Merrill Biel
- 3:10-3:25 Brian W. Pogue
"Spectral scatter scanning system for surgical margin detection"
- 3:25-3:40 Giorgio Tosi
"Microimaging FT-IR of Head and Neck Tumours. The case of salivary glands"
- 3:40-3:45 Muriel Abbaci
"Characterization of laryngeal carcinoma by confocal endomicroscopy"
- 3:45-3:50 Christian S Betz
"Early experience with in-vivo optical coherence tomography for differentiating lesions of the upper aerodigestive tract"
- 3:50-3:55 Zaid Hamdoon
"Immediate ex-vivo optical coherence tomography of suspicious oral lesions"
- 3:55-4:00 Christian S Betz
"Qualitative diagnostics of oral mucosa by means of multiple fluorophore analysis"
- 4:00-4:05 Sebastiaan De Visscher
"Fluorescence kinetics of Foscan, Fospeg and Foslip in the window-chamber model"
- 4:05-4:10 Yan Jiao
"Interrogation of skin pathology using elastic scattering spectroscopy"
- 4:10-4:20 Coffee break + posters presentations
- 4:20-5:20 Workshops
- 5:45-6:45 Council meeting
- 7:00-9:00 Gala dinner + awards




Abstracts


1. Ann Sandison. The surgical resection margin.
2. Irving J Bigio. Elastic light scattering spectroscopy for the detection of pre-cancer: an overview.
3. Colin Hopper. The clinical application of elastic scattering spectroscopy in the head and neck.
4. Herbert Stepp, Ann Johansson, Christian Stephan Betz, Andreas Leunig. Fluorescence spectroscopy and fluorescence imaging for tissue diagnostics - principles and methods.
5. Christian Stephan Betz, Thomas Makriniotis, Herbert Stepp, Waseem Jerjes, Tahwinder Upile, Colin Hopper, Andreas Leunig. Diagnosis of head & neck malignancy using fluorescence spectroscopy and imaging.
6. Zhongping Chen. Optical coherence tomography: challenge and opportunity.
7. Brian JF Wong. The clinical application of optical coherence tomography in the head and neck.
8. Henricus JCM Sterenberg, Max JH Witjes, Sebastiaan De Visscher, Arjen Amelink. Differential pathlength spectroscopy for diagnosis of head and neck cancer.
9. Max JH Witjes. Raman spectroscopy in clinical diagnosis of head & neck pathology.
10. Adel K El-Naggar. Role of histopathologic and phenotypic assessment in the development and validation of optical diagnostic devices for head and neck mucosal lesions.
11. Marco Novelli. Ploidy analysis post Sudbø - where are we now?
12. Ann Gillenwater. Optical technologies for detection and diagnosis of oral neoplasia.
13. Brian W Pogue, Venkat Krishnaswamy, Ashley Laughney, Keith D Paulsen, P Jack Hoopes, Pilar Beatriz García Allende. Spectral scatter scanning system for surgical margin detection.



14. Carla Conti, Paolo Ferraris, Elisabetta Giorgini, Corrado Rubini, Simona Sabbatini, Giorgio Tosi. Microimaging FT-IR of Head and Neck Tumours. The case of salivary glands
15. Muriel Abbaci, Stephane Temam, Odile Casiraghi, Philippe Vielh, Jacques Bosq, Pierre Fouret, Corinne Laplace-Builhé. Characterization of laryngeal carcinoma by confocal endomicroscopy.
16. Christian Stephan Betz, Veronika Volgger, Herbert Stepp, Waseem Jerjes, Tahwinder Upile, Andreas Leunig, Colin Hopper. Early experience with in-vivo optical coherence tomography for differentiating lesions of the upper aerodigestive tract.
17. Zaid Hamdoon, Waseem Jerjes, Tahwinder Upile, Gordon McKenzie, Christian S Betz, Ann Sandison, Amrita Jay, Colin Hopper. Immediate ex-vivo optical coherence tomography of suspicious oral lesions.
18. Miriam Havel, Romana Pauli, Andreas Leunig, Herbert Stepp, Christian S Betz. Qualitative diagnostics of oral mucosa by means of multiple fluorophore analysis.
19. Sebastiaan De Visscher, Dominic J Robinson, Slávka Kaščáková, Riette de Bruijn, Angelique van der Poeg, Henricus JCM Sterenberg, Jan LN Roodenburg, Max JH Witjes. Fluorescence kinetics of Foscan, Fospeg and Foslip in the window-chamber model.
20. Yan Jiao, Tahwinder Upile, Waseem Jerjes, Hani Rhadi, Sandy Mosse, Stephen G Bown, Colin Hopper. Interrogation of skin pathology using elastic scattering spectroscopy.
21. Waseem Jerjes, Tahwinder Upile, Zaid Hamdoon, Christian S Betz, Colin Hopper. Optical diagnostic techniques in the head & neck.
22. Syeda Amna Azim, Tina Kumar, Tahwinder Upile, Zaid Hamdoon, Colin Hopper. Optical coherence tomography in the diagnosis of oral dysplasia.
23. Iordanis Toursounidis, Tahwinder Upile, Christian S Betz, Priya Shah, Colin Hopper. Fluorescence spectroscopy in the detection of oral dysplasia.
24. Nasser Alqhtani, Farai Nhembe, Tahwinder Upile, Colin Hopper. Raman spectroscopy and oral cancer.




25. Adel Alenazi, Farai Nhembe, Tahwinder Upile, Colin Hopper. The clinical application of elastic scattering spectroscopy.
26. Diana Hartmannsberger, Olivier Gires, Herbert Stepp, Christian S Betz. Developing fluorescent, tumour-specific “smart probes”: Transketolase-like 1 (TKTL1) expression and function in primary carcinomas of the head and neck.
27. Elnaz Yaghini, Arthur M Iga, Alexander M Seifalian, Alexander J MacRobert. Spectroscopic Evaluation of QDs Encapsulated with a Novel Biocompatible Polymer for Cancer Diagnosis.
28. Syedda Abbas, Anna Vincent, Waseem Jerjes, Tahwinder Upile, Colin Hopper. Treatment of Kimura disease with photodynamic therapy: A case report.
29. Syedda Abbas, Waseem Jerjes, Tahwinder Upile, Joanne Rimmer, Francis Vaz, Colin Hopper. Photodynamic therapy in the treatment of recurrent nasopharyngeal cancer.
30. Sorcha MacKay, Waseem Jerjes, Tahwinder Upile, Syedda Abbas, Zaid Hamdoon, Farai Nhembe, Shinali Patel, Priya Shah, Michael Vourvachis, Simon Morley, Colin Hopper. Ultrasound guided interstitial photodynamic therapy of deep seated lesions.
31. Farai Nhembe, Waseem Jerjes, Tahwinder Upile, Syedda Abbas, Sorcha Mackay, Zaid Hamdoon, Colin Hopper. Chondrosarcoma of the hyoid treated with interstitial photodynamic therapy.
32. Farai Nhembe, Waseem Jerjes, Tahwinder Upile, Syedda Abbas, Francis Vaz, Colin Hopper. Subglottic carcinoma effectively treated with surgery and adjuvant photodynamic therapy.
33. Tzu-Wen Wang, Alexander J MacRobert, Stephen G Bown. Investigation of photochemical internalisation in HN5 head and neck carcinoma cells and in an in vivo rat model.
34. Karwan A Moutasim, Daud Mirza, Dan Marsh, Veronica Jenei, Sarah Dickinson, Wanninayaka Tilakaratne, Gareth J Thomas. Integrin $\alpha v \beta 6$ promotes TGF- $\beta 1$ -dependent myofibroblastic transdifferentiation in oral submucous fibrosis.
35. Tahwinder Upile, Waseem Jerjes, Jaspal Mahil, Colin Hopper. Vascular mimicry in head and neck tumours.



36. Tahwinder Upile, Waseem Jerjes, Jaspal Mahil, Colin Hopper. The use of specific anti-growth factor antibodies to abrogate the oncological consequences of transfusion: An in-vitro study.
37. Kostas Karavidas, Waseem Jerjes, Tahwinder Upile, Michael Vourvachis, Amrita Jay, Colin Hopper. Clinicopathological parameters and outcome of 115 (T1-T2) oral squamous cell carcinoma patients.
38. Jesuloba Abiola, Waseem Jerjes, Tahwinder Upile, Farai Nhembe, Priya Shah, Colin Hopper. The effect of smoking, drinking and smoking cessation on morbidity and mortality in oral cancer: a controlled study.
39. Zaid Hamdoon, Waseem Jerjes, Tahwinder Upile, Farai Nhembe, Priya Shah, Ann Sandison, Colin Hopper. cTNM vs. pTNM: are we as good as we think?
40. Andrew Riskalla, Waseem Jerjes, Tahwinder Upile, Farai Nhembe, Priya Shah, Shinali Patel, Ann Sandison, Colin Hopper. Pathological tissue processing time vs. morbidity and mortality.
41. Maria Kalkani, Waseem Jerjes, Christian Betz, Colin Hopper, Tahwinder Upile. Comparison of laser resistant tracheal tubes subjected to CO2 laser beam.
42. Andrew Riskalla, Priya Shah, Maria Kalkani, Waseem Jerjes, Seng Yeo, Colin Hopper, Tahwinder Upile. Laser assisted uvulopalasty: the use of the reinforced laryngeal mask airway.
43. Priya Shah, Farai Nhembe, Colin Hopper, Tahwinder Upile. Oropharyngeal complications of using laryngeal mask airway-case series.
44. Tahwinder Upile, Nimesh Patel, Waseem Jerjes, Navdeep Singh, Colin Hopper, Ann Sandison, Leslie Michaels. Advances in the understanding of chondrodermatitis nodularis chronica helices: the perichondrial vasculitis theory.
45. Jesuloba Abiola, Waseem Jerjes, Ruth Epstein, John Rubin, Tahwinder Upile. Unilateral versus bilateral thyroarytenoid Botulinum toxin injections of in adductor spasmodic dysphonia.
46. Michael Vourvachis, Waseem Jerjes, Ann Sandison, Colin Hopper, Tahwinder Upile. Primary Burkitt's lymphoma of the postnasal space.

Programme
1st Scientific Meeting
London, UK - 14th March, 2009



47. Shinali Patel, Waseem Jerjes, Tahwinder Upile, Priya Shah, Sorcha Mackay, Zaid Hamdoon, Farai Nhembe, Colin Hopper. Intra-cranial pathology masked by temporomandibular disorder.
48. Ramin Carbiner, Kaveh Shakib, Colin Hopper. Analysis of the compatibility of dental implant systems in fibula free flap reconstruction.
49. Sven Zhorzel, Herbert Stepp, Miriam Havel, Waseem Jerjes, Tahwinder Upile, Colin Hopper, Ulrich Harréus, Christian S Betz. Endoscopic examinations of free flap perfusion in the head and neck region using red-excited Indocyanine Green
50. Nancy Grover, Tahwinder Upile, Peter Andrews. Bilateral sinonasal inverted papilloma with orbital invasion.
51. Ifran Syed, Tahwinder Upile, Simon Hickey. How we do it: Endoscopic trans-nasal repair of CSF rhinorrhoea.
52. Nicolas Dulguerov, Nicolas Murith, Pavel Dulguerov. Carotid artery bypass and head and neck squamous cell carcinoma: Geneva's experience. Should we be afraid of the carotid artery?

Continuing Professional Development (CPD):



5 points (Royal College of Physicians)



6 points (British Association of Oral & Maxillofacial Surgeons)

Approval as an Educational Course:



BMLA approved

Sponsors- main



Sponsors- others



Sensors &
Instrumentation

Knowledge Transfer Network



BioMed Central



EOS European Optical Society
Coherence for Europe[®]

PDT
delivering
healthcare
transformation to
patients

KILLING  *cancer*

www.killingcancer.co.uk

PDT
delivering
healthcare
transformation to
patients